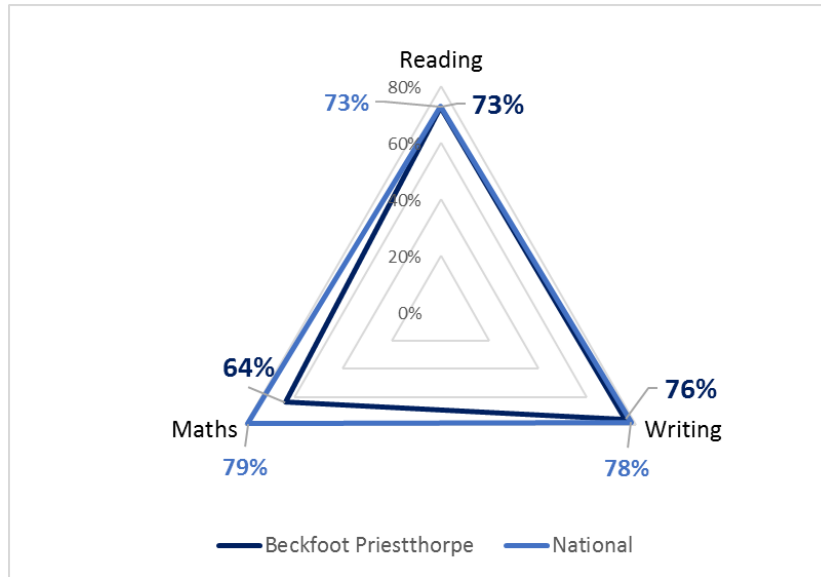


Outcomes at the end of primary school (Key Stage 2 / Year 6)

Percentage of pupils achieving the expected standard in each of reading, writing and maths (2019)

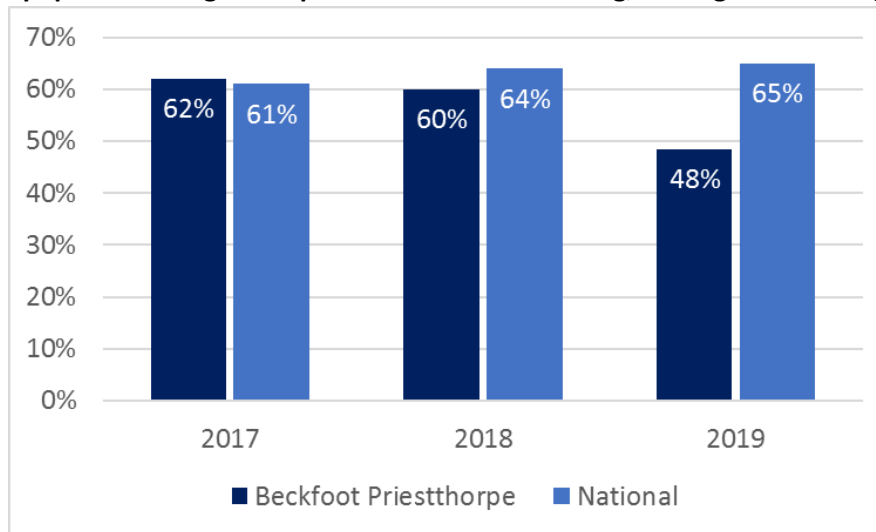


This table shows our attainment over the last 3 years in Reading, Writing, Maths and GPS compared the national figure.

| | 2017 | 2018 | 2019 |
|----------------|------|------|------|
| Reading | | | |
| School | 73% | 68%↓ | 73% |
| National | 72% | 75% | 73% |
| Writing | | | |
| School | 77% | 64%↓ | 76% |
| National | 76% | 78% | 78% |
| Maths | | | |
| School | 73% | 68%↓ | 64%↓ |
| National | 75% | 75% | 79% |
| GPS | | | |
| School | 81%↑ | 64%↓ | 76% |
| National | 77% | 78% | 78% |

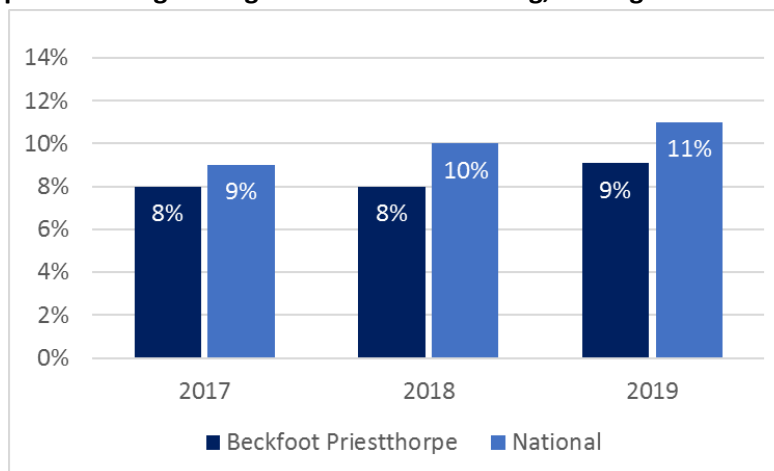
- We are very pleased with the rise in attainment this year across reading, writing and GPS as we are back in line with the national result after a dip in 2017.
- The maths result was lower than expected but we are taking action to avoid a repeat of this next year.
- We have introduced a new way of teaching maths across school, looked at training for staff and implemented diagnostic assessment to identify and close gaps in mathematical knowledge.
- We are confident that there will not be a further decline in the standard in maths at the end of Year 6.

Percentage of pupils achieving the expected standard in reading, writing and maths (combined)



- The decline in the proportion of children achieving the combined RWM in 2019 was due to the reduction in the number of children reaching the expectation in Maths at the end of Year 6.

Percentage of pupils achieving the higher standard in reading, writing and maths (combined)



- We are pleased with the number of children achieving the combined measure at the higher standard although the gap to the national result has increased to 2% over 3 years.